

[illegible]

How to access and use the Maternity Notes Portal

(Smartphone App)



How does it work?

Care plan

The app displays a week-by-week view of your care plan (planned between you and your midwife).


Scroll up and down to see what to expect across the different weeks of your pregnancy (informed by NHS Choices).

Easy access to your appointment notes

Access to leaflets and other guidance

Sharing information

If you are using the app before you have met your midwife, you can use it to tell them something about yourself and your medical history. This will help the midwife capture all the information needed to establish your care plan.



App Support

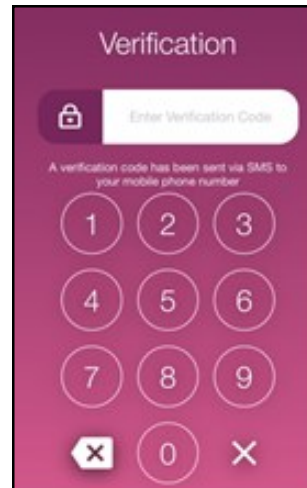
If you require any technical support with your app please email: walsallmaternity.notessupport@nhs.net

*Please note this email address is not for queries relating to your pregnancy. If you have any pregnancy related questions or concerns please speak to your midwife or call one of the relevant numbers below:

Walsall Manor Hospital Switchboard	01922 721172
Community Midwives (1pm - 4.30pm)	01922 656248
Antenatal Clinic:	01922 656577
Midwife Led Unit	01922 605420
Early Pregnancy Assessment Unit (0-20 weeks)	01922 657373
Fetal Assessment Unit (from 20 weeks)	01922 656249
Delivery suite (24 hours)	01922 656283
Ward 24	01922 656425
Ward 25	01922 657717

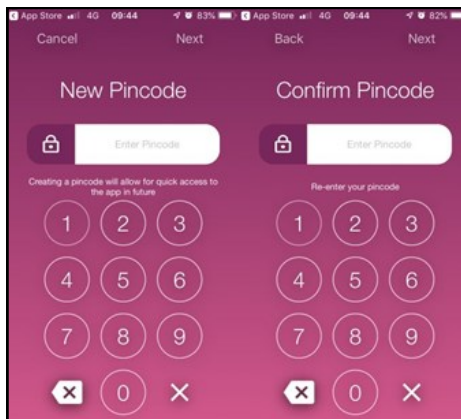
The app will then send a verification code to the mobile phone number you gave to your midwife when consenting for the Maternity Notes application.

Please enter this code into the verification screen.



The app will then request you to create and confirm a pin code.

Unless you get logged out of the app completely, this will be how you get access to your Maternity Notes.



After this you will be logged into your app which should automatically load your current week of pregnancy.

Mobile Phone Number

It is important that you aim to keep the same mobile phone number throughout your pregnancy as this will be linked to your app. If you have any queries please contact a member of the team using the 'App Support' email address on the following page...

Events

Upcoming events in your pregnancy (appointments, scans, blood tests etc.) would be displayed here.

Birth Plan

Document your labour and birth preferences in this section. Your midwife will be able to see this and take note.

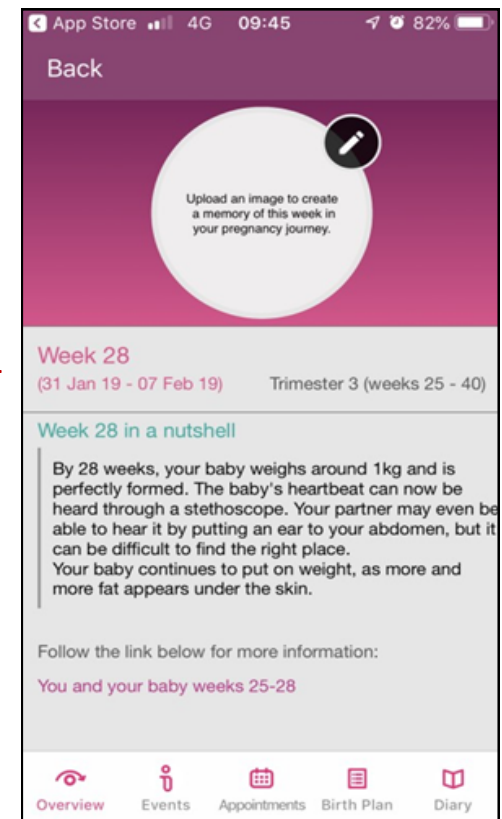
Diary

Record thoughts and feelings across each week of your pregnancy. This is personal and is not shared with anyone, including your midwife, it is just an opportunity to document the journey.

Important:

If you have any urgent concerns about your pregnancy, please contact your GP or triage department.

Please do not attempt to contact your midwife through this application.





When meeting your midwife, you will be asked to consent to using the new Maternity Notes app as a way of 'carrying' your pregnancy notes. **This replaces the purple hand-held pregnancy notes.**

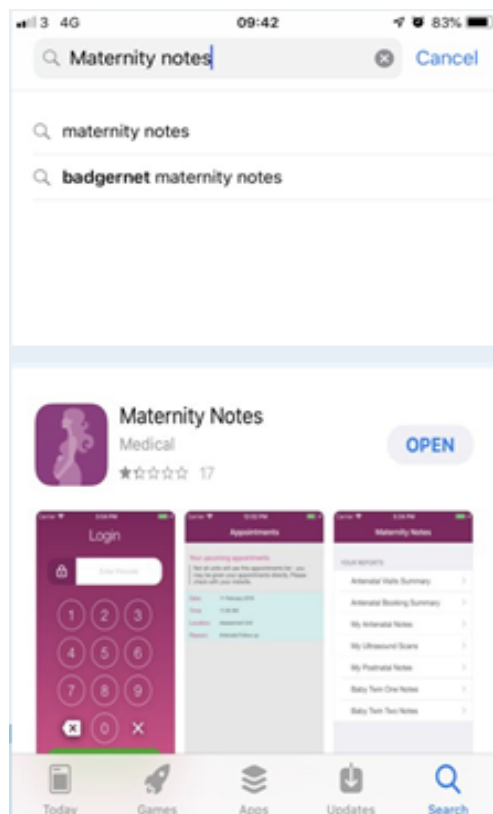
This guide will walk you through how to log onto the application:

Downloading the app

Open the app store on your smartphone and search for 'Maternity Notes'. Click the app with this icon:



You do not need an account until you meet your midwife, so take your smartphone with you to your first appointment.



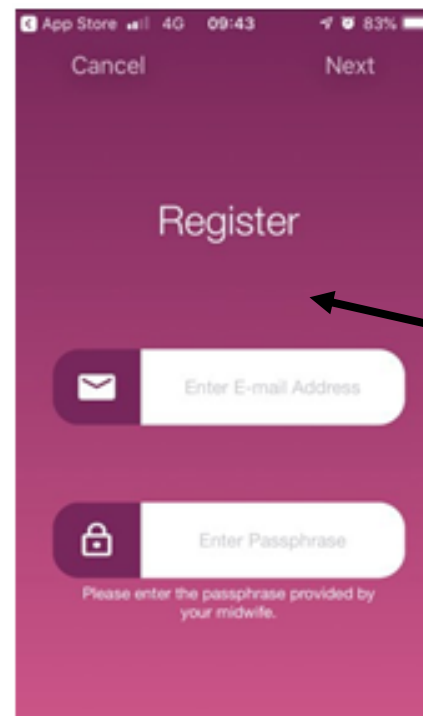
Logging in

When you consented to using the Maternity Notes Portal, you will have given your email address to the midwife and they will have set you up with a passphrase.

Email:

Passphrase:

Upon opening the app, you will find the following screen. Click on the green 'Register' button.



You will then get the message 'You are about to sign up to Maternity Notes' - click '**I Agree**'. Please note if you cancel, you will not be able to go any further in the app.

You will then be taken to the registration page where you will be asked to enter your email and passphrase. Please note the passphrase is case-sensitive.

The app will then ask you to create your own password.